

## LATCHING SOLENOID

for 12V dc point and signal operation

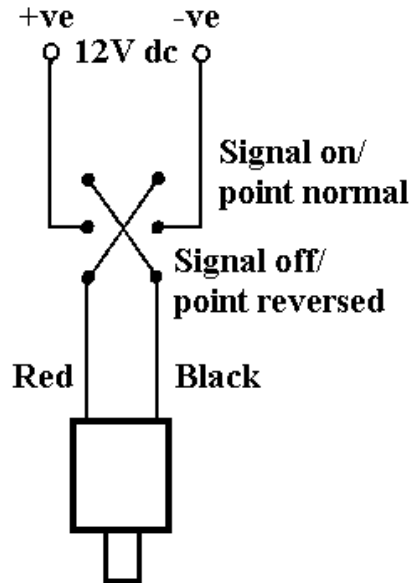
### Instructions for use:

For signal operation, fabricate an L-shaped bracket, one side of which can be screwed to the underside of the baseboard, and the other to take the two M2 screws for the tapped holes in the side of the solenoid.

For point operation, screw the unit to a flat plate, which can then be screwed to the underside of the baseboard.

Fix the signal or point operating wire into the top of the plunger using the supplied M3 screw.

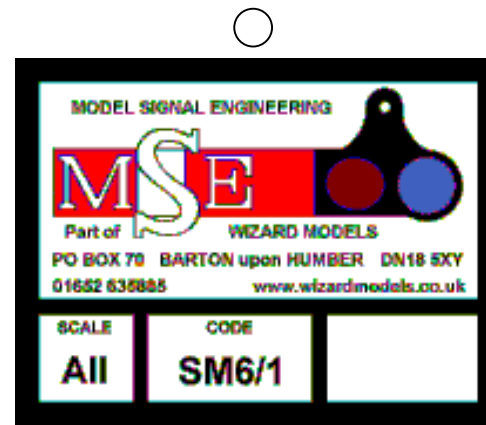
To pull the plunger in, +12V dc needs to be applied to the red lead, and to push it out, +12V dc has to be applied to the black lead. The easiest way to achieve this is to use a DPDT passing contact switch, wired as shown:



It is important that a passing contact switch is used, as the solenoid is not designed to take continuous current. Instead, the magnets hold the plunger in place at each end of its travel.

**Also, do not lubricate the plunger as this causes unreliable operation.**

© Wizard Models 2008



## LATCHING SOLENOID

for 12V dc point and signal operation

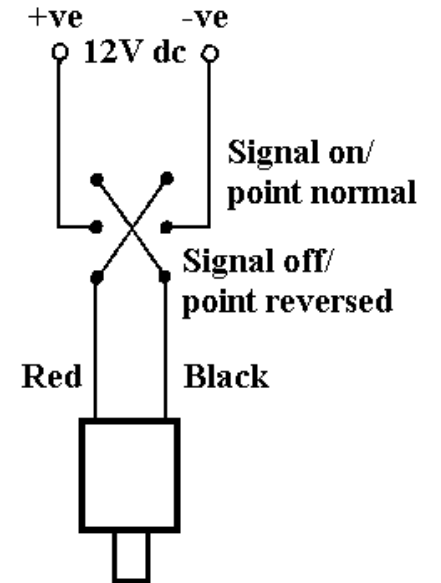
### Instructions for use:

For signal operation, fabricate an L-shaped bracket, one side of which can be screwed to the underside of the baseboard, and the other to take the two M2 screws for the tapped holes in the side of the solenoid.

For point operation, screw the unit to a flat plate, which can then be screwed to the underside of the baseboard.

Fix the signal or point operating wire into the top of the plunger using the supplied M3 screw.

To pull the plunger in, +12V dc needs to be applied to the red lead, and to push it out, +12V dc has to be applied to the black lead. The easiest way to achieve this is to use a DPDT passing contact switch, wired as shown:



It is important that a passing contact switch is used, as the solenoid is not designed to take continuous current. Instead, the magnets hold the plunger in place at each end of its travel.

**Also, do not lubricate the plunger as this causes unreliable operation.**

© Wizard Models 2008