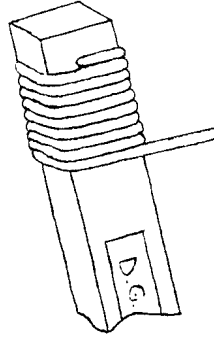




# D.G. COUPLINGS

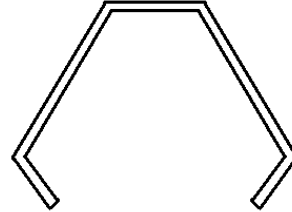
## LOOP BENDING JIG FOR TYPE E

### Instructions for use




Insert the end of a piece of phosphor bronze wire into the hole in the jig and wrap the wire around it, pulling the wire tight and pressing on the corners to obtain a sharp bend. 14 or 15 turns are usually enough.

Remove the wire from the jig and cut into pieces as shown:



Square up the corners with a pair of pliers and the loop is ready for the steel wire to be soldered in place:



© Wizard Models 2007